

Registration

Open the following link: <https://mfa.agora.migros.ch/registermfa>

1 - Enter your mail address (SupplierNet Login)

2 - "Next"

Confirm user information

1 - The user name 'CORP\LIF_xxxxxx' or 'CORP\Mxxxxxx' corresponds to your mail address

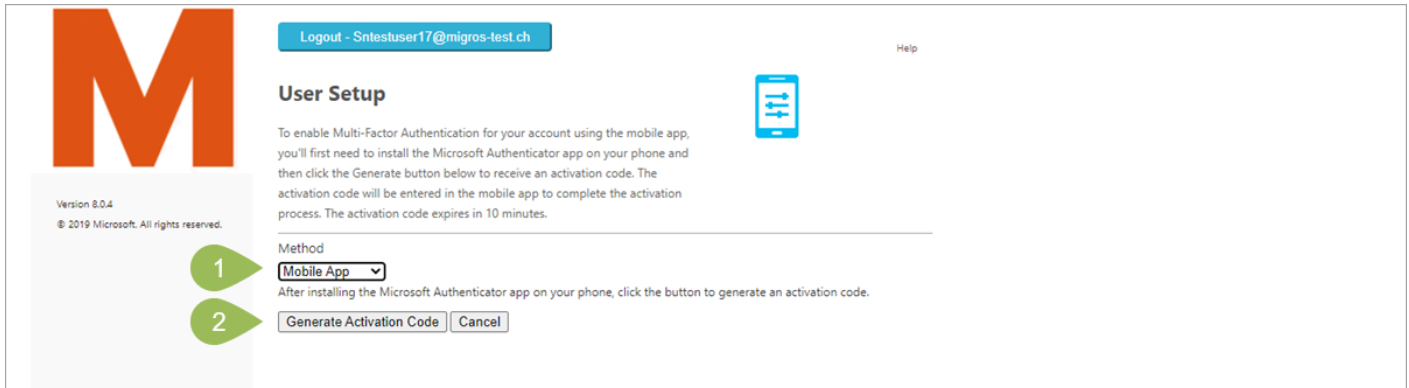
2 - Confirm with "Click here to continue"

1 - Do not change!

2 - Enter password (anaolog SupplierNet)

3 - "Log in"

Select method



1 - Select "Mobile App"

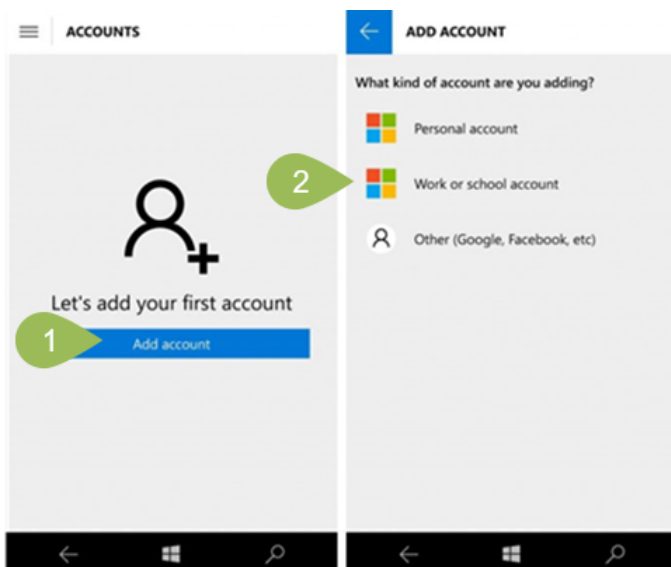
2 - "Generate activation code"

Download app

Install the Microsoft Authenticator app on your smartphone ([iOS](#), [Android](#)). Alternatively, you can also use the Google Authenticator app.

Set up account

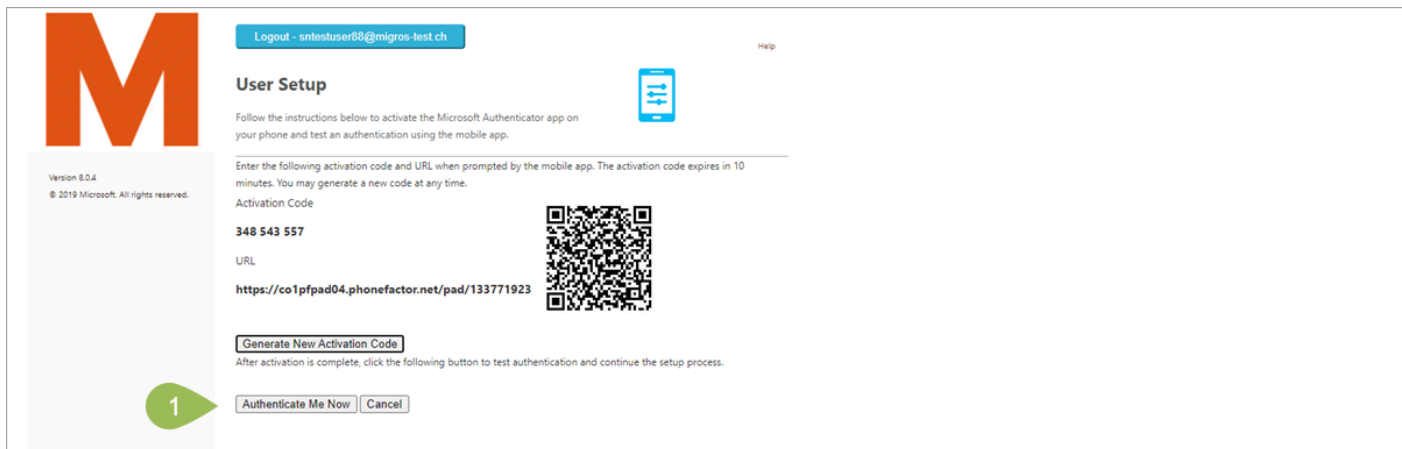
Now open the Microsoft Authenticator app on your smartphone and add a new account.



1 - "Add account"

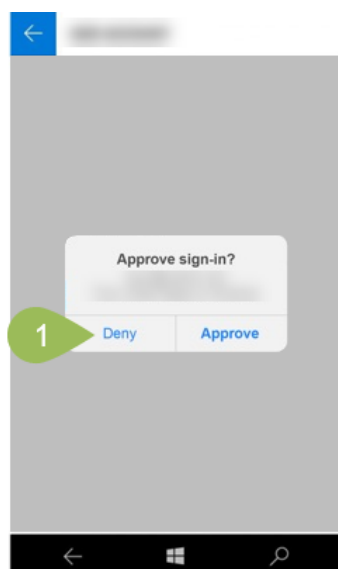
2 - Select "Work or school account".

Scan QR Code & Confirm



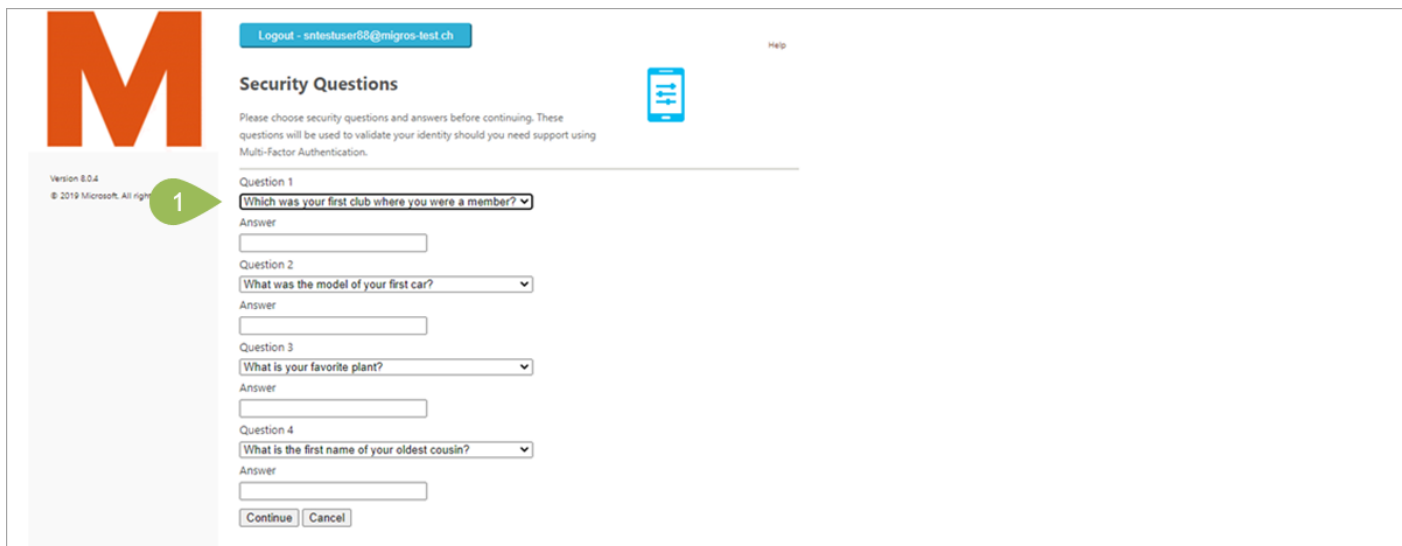
1 - Scan with your smartphone the QR code on your computer screen

2 - Then click on the "Authenticate Me now" button



1 - Confirm authentication on your smartphone with "Approve"

Answer the security questions



1 - Answer 4 security questions from the selection provided.

2 - "Next"

Registration successful

You have successfully registered the desired second factor!

Change Settings

You can change all settings after registration. Register in the same way as in the chapter **Registration**: <https://mfa.agora.migros.ch/registermfa>

1 - Change method or phone number

Contact**User administration**

Supplier Management

[Send email](#)

Login/password and MFA

ServiceDesk

[Send email](#)

Links

 [MFA Registration](#)